

Scaled data based on original data using  
LM-79-08 Approved Method: Electrical and Photometric Measurements of Solid-  
State Lighting Products

Test Report Prepared for  
Cooper Lighting Solutions  
(formerly Eaton)

Brand: McGRAW-EDISON

Report Number: P200193

Luminaire Tested: **GWC-AF-01-LED-E1-T3-1200**

Issue Date: 3/3/2020

**Test Information**

Test Method: LM-79-08  
Report Number: P200193  
TEST IS SCALED FROM IESNA LM-79-08 TEST DATA (P24140)  
Test Lab: INNOVATION CENTER P2  
Issue Date: 3/3/2020  
Manufacturer: COOPER LIGHTING SOLUTIONS (FORMERLY EATON)  
Product Line: MCGRAW-EDISON  
Catalog Number: GWC-AF-01-LED-E1-T3-1200  
Description: GALLEON WALL LUMINAIRE  
(1) 70 CRI, 4000K, 1200mA LIGHTSQUARE WITH 16 LEDS EACH AND TYPE III OPTICS  
Light Source: -  
Ballast/Driver: ELECTRONIC DRIVER

**Summary**

Lumens per Lamp: N/A  
Luminaire Lumens: 7135.1 lumens  
Efficiency: N/A  
Efficacy: 106.5 lumens/watt  
Luminous Opening: Rectangular (W 0.5' x L: 0.5' x H: 0')  
IES Classification: Type III - Short - Full Cutoff  
BUG Rating: B1 - U0 - G2

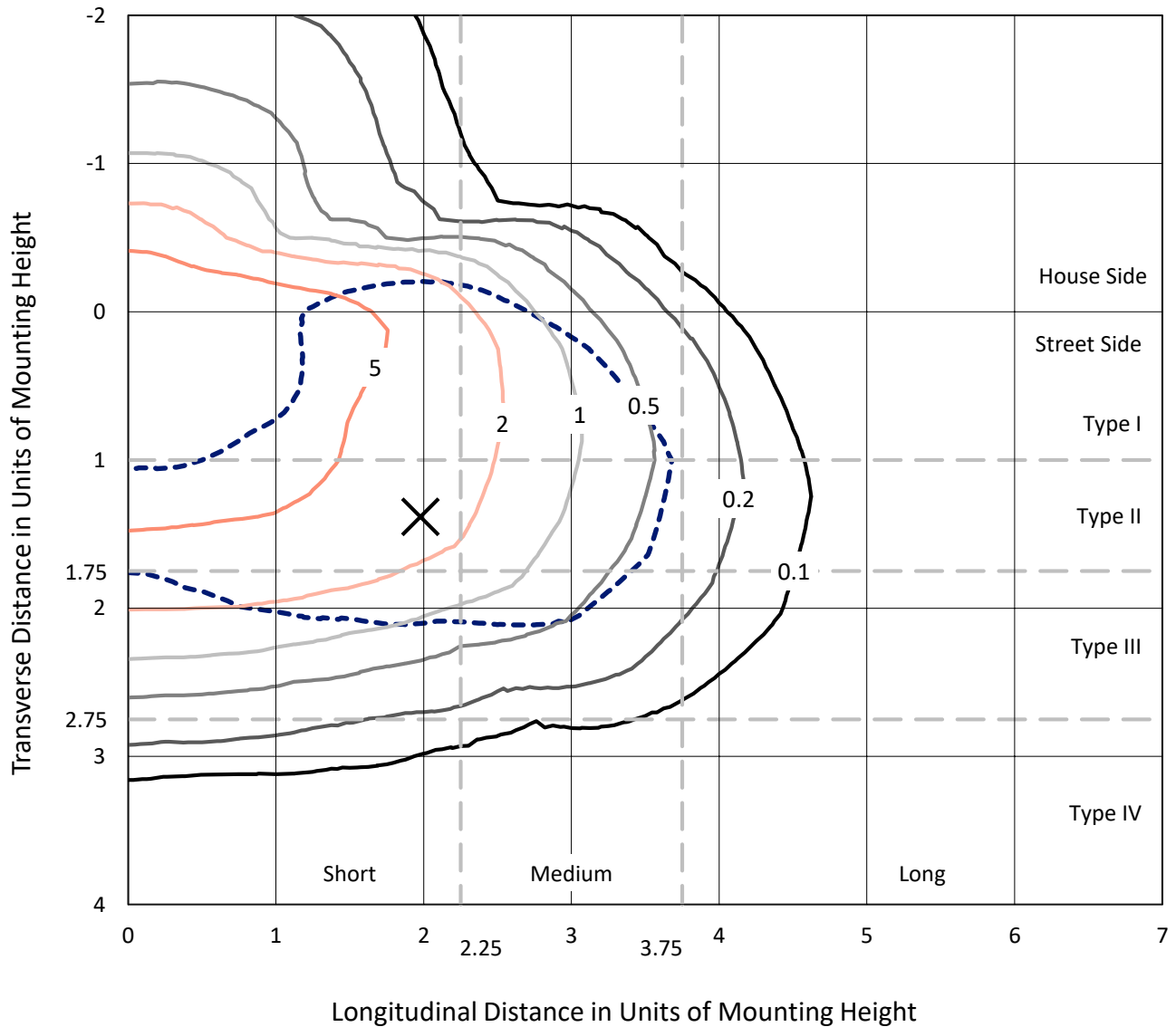
Input Watts (W): 67  
Input Voltage (V): NR  
Input Current (Ain): NR  
Voltage Rise (V): NR  
Power Factor: NR  
Total Harmonic Distortion (THDi): NR  
Frequency (hertz): 60  
Stabilization Time: NR  
Operation Time: NR  
Ambient Temperature (°C): NR  
Test Distance: 25 FT



REPORT NUMBER: P200193  
 CATALOG NUMBER: GWC-AF-01-LED-E1-T3-1200

### Iso-Footcandle Lines of Horizontal Illumination

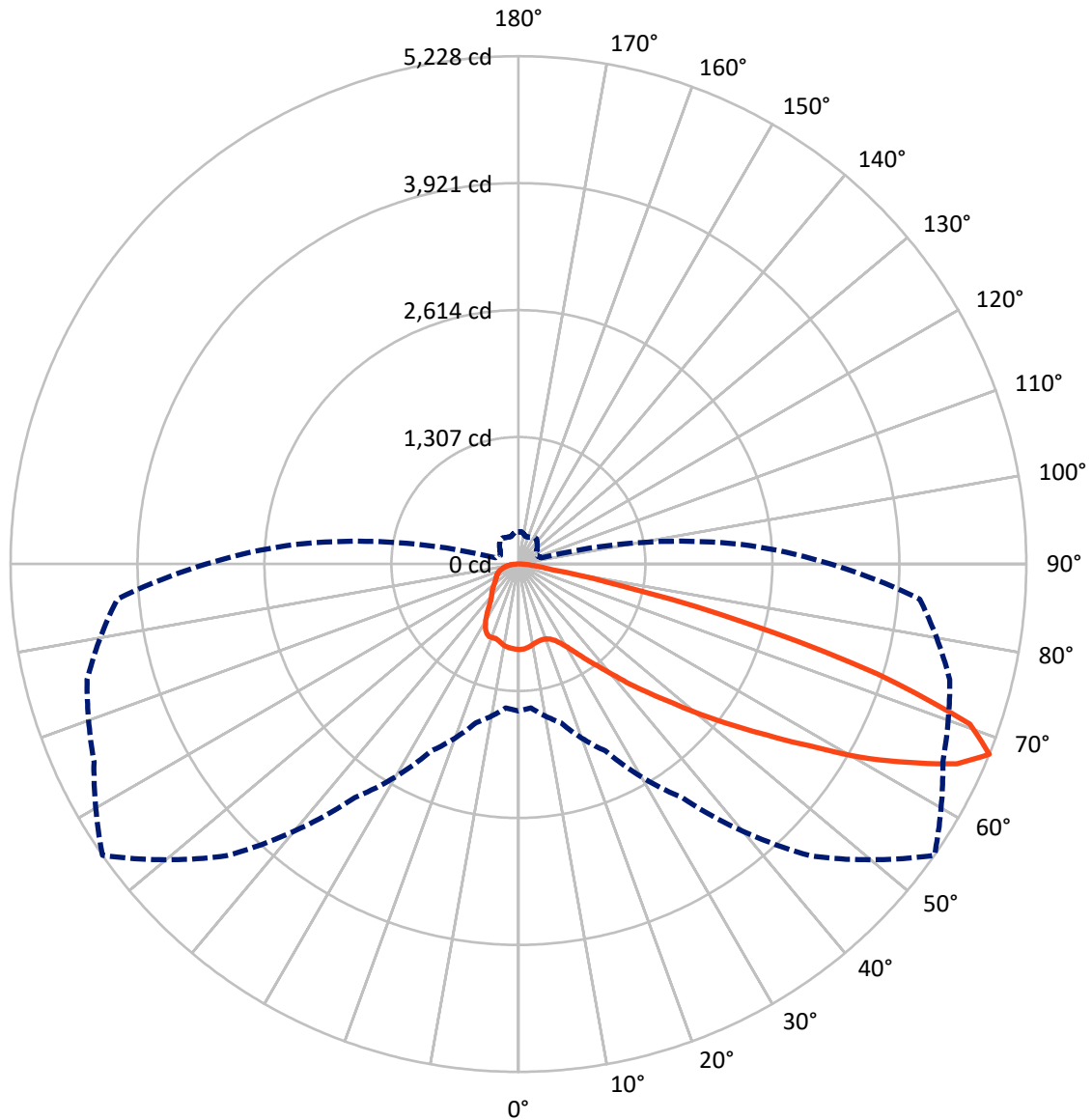
× Max cd  
 - - - 1/2 Max cd



Based on 10 foot mounting height. Maximum calculated value = 9.1 fc  
 Type III - Short - Full Cutoff

REPORT NUMBER: P200193  
CATALOG NUMBER: GWC-AF-01-LED-E1-T3-1200

### Luminous Intensity Polar Plot



— Vertical Plane Through 55-Deg Lateral    - - - Horizontal Cone Through 67.5-Deg Vertical

REPORT NUMBER: P200193

CATALOG NUMBER: GWC-AF-01-LED-E1-T3-1200

**FLUX DISTRIBUTION:**

		Downward	Upward	Total
<b>House Side</b>	Lumens	1541.3	0.0	1541.3
	% Fixture	21.6	0.0	21.6
<b>Street Side</b>	Lumens	5593.7	0.0	5593.7
	% Fixture	78.4	0.0	78.4
<b>Total</b>	Lumens	7135.1	0.0	7135.1
	% Fixture	100.0	0.0	100.0

**Coefficient of Utilization**

**ZONAL LUMENS:**

Zone	Lumens	% Fixture
0°-10°	82.1	1.2
10°-20°	232.6	3.3
20°-30°	389.6	5.5
30°-40°	640.7	9.0
40°-50°	1078.5	15.1
50°-60°	1697.4	23.8
60°-70°	2025.7	28.4
70°-80°	869.9	12.2
80°-90°	118.6	1.7
90°-100°	0.0	0.0
100°-110°	0.0	0.0
110°-120°	0.0	0.0
120°-130°	0.0	0.0
130°-140°	0.0	0.0
140°-150°	0.0	0.0
150°-160°	0.0	0.0
160°-170°	0.0	0.0
170°-180°	0.0	0.0
0°-90°	7135.1	100.0
0°-180°	7135.1	100.0



REPORT NUMBER: P200193

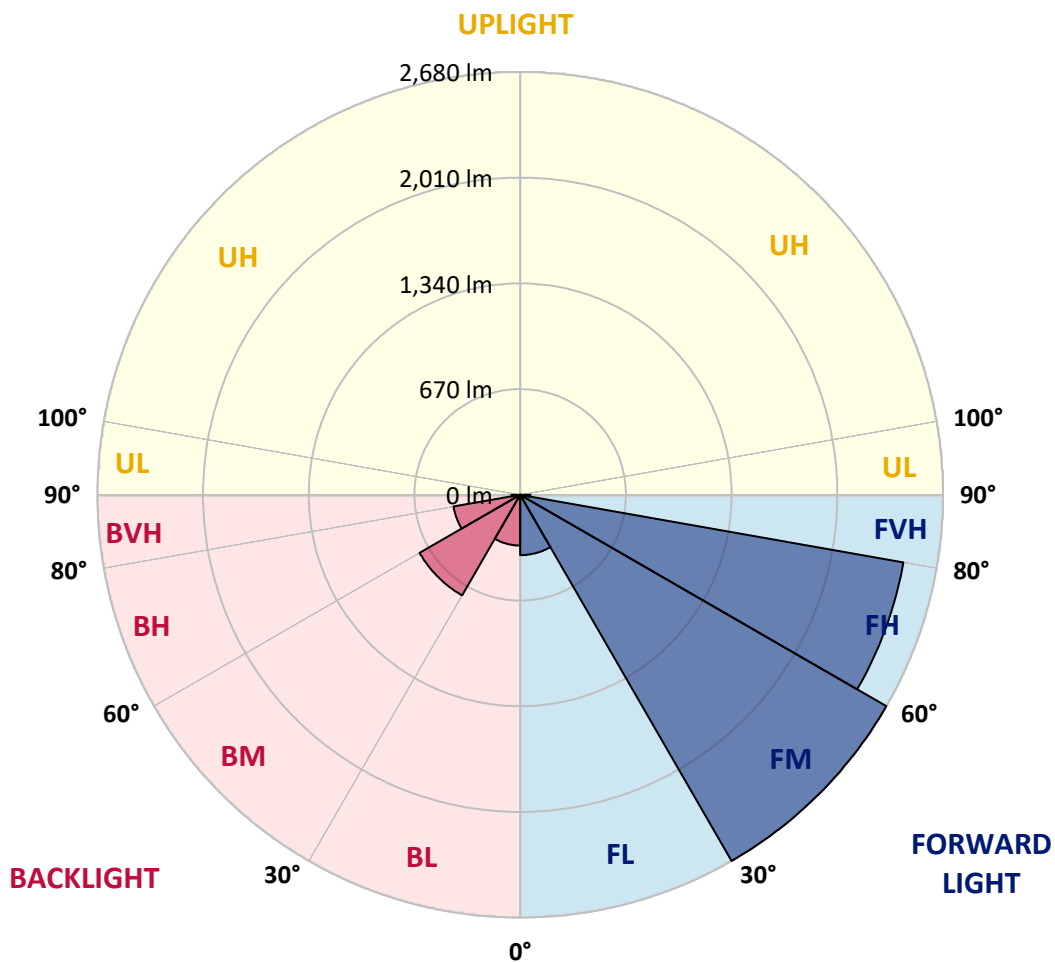
CATALOG NUMBER: GWC-AF-01-LED-E1-T3-1200

**LUMINAIRE CLASSIFICATION SYSTEM LUMEN TABLE AND BUG RATING:**

Zone		Lumens	% Fixture	Zone Rating/Lumen Limit		
				B	U	G
FL	(0°-30°)	382.5	5.4			
FM	(30°-60°)	2680.5	37.6			
FH	(60°-80°)	2466.6	34.6			G2/5000
FVH	(80°-90°)	64.2	0.9			G1/100
BL	(0°-30°)	321.9	4.5	B1/500		
BM	(30°-60°)	736.1	10.3	B1/1000		
BH	(60°-80°)	428.9	6.0	B1/500		G1/500
BVH	(80°-90°)	54.4	0.8			G1/100
UL	(90°-100°)	0.0	0.0		U0/0	
UH	(100°-180°)	0.0	0.0		U0/0	

**BUG Rating: B1-U0-G2**

Type III Short





REPORT NUMBER: P200193

CATALOG NUMBER: GWC-AF-01-LED-E1-T3-1200

**CANDELA DISTRIBUTION (FULL):**

	0°	5°	15°	25°	35°	45°	55°	65°	75°	85°	90°
0°	879.8	879.8	879.8	879.8	879.8	879.8	879.8	879.8	879.8	879.8	879.8
2.5°	872.3	872.6	873.3	876.1	878.4	877.8	878.1	876.8	876.4	874.3	876.4
5°	861.2	862.2	862.6	867.1	869.8	870.5	869.5	867.8	865.7	863.7	864.7
7.5°	836.1	838.8	839.1	845.4	849.9	855.7	856.0	856.4	855.4	854.0	856.0
10°	820.2	820.9	820.5	825.0	828.5	835.0	838.8	845.4	848.1	848.8	850.2
12.5°	819.2	818.5	817.4	817.4	816.4	819.2	826.0	835.3	841.9	844.0	845.7
15°	830.2	829.8	826.4	821.2	814.7	812.6	818.5	828.8	837.5	841.9	843.6
17.5°	855.0	852.9	847.4	835.8	821.6	816.1	816.7	825.4	835.3	841.3	842.9
20°	900.5	900.5	888.8	866.7	841.6	828.5	822.2	827.5	837.1	845.1	847.4
22.5°	979.1	979.8	960.1	923.9	881.6	853.7	838.1	837.1	848.4	857.4	860.2
25°	1090.4	1087.6	1060.1	1008.4	944.0	897.7	870.8	864.7	874.3	884.3	887.7
27.5°	1220.0	1209.9	1177.2	1114.9	1031.4	963.9	922.6	912.6	921.9	933.2	936.7
30°	1348.1	1337.8	1298.9	1230.7	1137.9	1052.5	993.2	977.0	990.1	1006.3	1008.4
32.5°	1476.4	1476.4	1432.9	1353.4	1252.4	1158.3	1087.3	1068.0	1089.7	1109.4	1113.8
35°	1629.8	1630.5	1588.4	1492.6	1384.1	1284.4	1206.2	1192.0	1224.8	1238.6	1249.2
37.5°	1818.3	1822.1	1768.0	1652.2	1533.2	1428.4	1335.5	1316.1	1348.9	1386.4	1420.9
40°	2022.0	2026.8	1967.1	1824.4	1705.6	1596.0	1495.3	1460.6	1515.0	1586.7	1631.1
42.5°	2216.3	2241.1	2183.6	2036.8	1908.9	1795.5	1693.5	1642.9	1711.1	1819.3	1857.9
45°	2497.1	2515.1	2414.8	2281.8	2161.5	2034.6	1899.6	1846.1	1941.7	2078.1	2086.0
47.5°	2684.3	2670.8	2619.9	2537.1	2461.0	2342.5	2139.1	2080.5	2207.3	2367.9	2323.4
50°	2783.9	2788.1	2781.1	2786.0	2788.8	2714.3	2432.7	2352.4	2503.7	2697.7	2595.4
52.5°	2876.9	2849.4	2872.1	2985.2	3121.6	3094.0	2752.1	2668.5	2821.5	3063.7	2882.8
55°	2874.9	2832.9	2906.9	3106.5	3402.5	3434.3	3111.0	3014.4	3157.4	3456.2	3187.4
57.5°	2773.2	2775.3	2889.3	3150.6	3598.2	3754.0	3527.2	3382.5	3513.8	3854.0	3465.6
60°	2633.3	2652.2	2816.6	3143.3	3755.0	4016.3	4038.0	3779.2	3863.0	4215.5	3695.8
62.5°	2407.6	2427.6	2654.4	3068.2	3731.3	4268.9	4499.8	4229.3	4227.9	4434.7	3763.3
65°	2051.5	2045.7	2283.8	2787.3	3531.7	4455.7	4958.4	4618.3	4502.9	4438.1	3627.6
67.5°	1512.9	1486.8	1691.0	2122.9	2935.6	4246.5	5228.3	4821.0	4596.6	4146.2	3212.6
70°	785.0	758.8	924.3	1239.6	1930.6	3314.3	4929.6	4716.2	4389.5	3475.6	2516.8
72.5°	335.6	331.2	398.4	543.8	934.0	1911.7	3865.3	4082.1	3766.4	2589.5	1730.4
75°	225.8	224.3	249.5	296.3	420.1	775.8	2419.0	2897.6	2755.6	1605.6	973.2
77.5°	177.2	175.4	190.3	213.0	272.2	306.1	1073.5	1555.6	1439.8	698.9	426.0
80°	138.5	137.2	146.5	158.9	195.8	193.0	353.2	619.0	479.0	267.8	207.1
82.5°	109.3	109.3	116.8	117.1	138.9	131.7	184.3	272.6	239.2	156.1	126.8
85°	99.9	99.9	107.8	87.6	90.6	83.1	114.4	161.6	151.6	64.1	55.1
87.5°	50.3	48.9	90.6	77.5	49.3	44.1	55.9	78.3	84.1	35.5	27.6
90°	0.0	0.0	0.0	0.0	0.0	0.0	0.0	0.0	0.0	0.0	0.0



REPORT NUMBER: P200193  
 CATALOG NUMBER: GWC-AF-01-LED-E1-T3-1200

**CANDELA DISTRIBUTION (continued):**

	95°	105°	115°	125°	135°	145°	155°	165°	175°	180°
0°	879.8	879.8	879.8	879.8	879.8	879.8	879.8	879.8	879.8	879.8
2.5°	875.7	875.3	876.1	876.4	879.1	882.9	884.6	887.1	888.4	887.7
5°	865.3	866.0	868.8	870.8	875.7	881.9	885.4	888.1	890.5	889.5
7.5°	856.7	858.5	862.6	864.3	867.1	868.8	868.5	869.5	871.6	869.1
10°	851.9	854.0	857.1	854.7	848.1	838.8	830.2	825.7	827.1	825.4
12.5°	847.1	849.9	847.4	836.1	817.8	805.8	799.2	799.8	803.0	803.6
15°	844.3	845.4	835.0	813.7	795.0	793.3	796.8	796.1	796.5	796.5
17.5°	844.3	841.6	822.2	800.9	793.0	789.9	779.2	765.8	760.0	757.8
20°	848.8	841.6	818.2	804.0	786.8	760.3	732.0	707.2	696.1	693.0
22.5°	862.2	849.9	829.8	805.4	756.5	712.0	667.2	637.6	617.6	614.1
25°	889.5	875.7	852.9	787.2	708.2	644.8	593.8	560.7	540.7	538.0
27.5°	937.0	928.1	865.3	746.9	644.2	576.2	529.0	503.5	488.7	487.6
30°	1008.7	1004.2	859.2	687.2	565.2	509.7	486.9	472.1	461.1	460.7
32.5°	1123.1	1087.0	838.8	614.5	493.2	462.5	453.2	444.3	435.6	435.6
35°	1270.3	1153.8	800.3	536.5	449.4	436.3	424.6	410.4	399.1	398.4
37.5°	1443.3	1195.2	731.0	473.8	428.7	418.7	401.5	380.4	360.5	357.0
40°	1618.0	1207.6	633.4	435.3	415.6	401.1	380.1	355.3	336.0	335.0
42.5°	1778.3	1183.8	530.0	408.8	402.5	383.2	361.2	339.1	324.0	323.6
45°	1912.7	1122.1	443.1	383.6	388.7	367.0	347.4	329.5	317.7	315.4
47.5°	2039.2	1034.9	382.2	357.0	374.9	358.0	341.6	324.7	313.2	311.6
50°	2185.9	940.8	339.4	331.2	362.9	355.0	346.4	328.8	309.9	307.7
52.5°	2363.8	859.5	306.1	308.4	353.6	359.1	358.7	340.5	307.4	304.6
55°	2562.3	769.3	280.9	289.8	349.7	366.7	361.8	351.5	309.4	305.4
57.5°	2757.7	663.8	263.3	275.7	344.3	366.0	347.1	332.3	314.3	308.4
60°	2904.2	522.1	249.8	263.3	332.3	354.7	330.8	311.2	313.2	308.8
62.5°	2913.8	403.6	233.6	252.6	313.9	343.2	320.2	301.9	317.7	313.6
65°	2742.5	305.0	218.2	239.9	294.3	336.0	309.9	296.8	327.0	322.5
67.5°	2309.0	245.4	205.1	226.8	274.7	320.8	300.5	292.0	335.3	327.4
70°	1667.0	209.2	192.3	210.9	257.1	303.6	292.3	283.3	312.9	300.5
72.5°	1026.3	181.3	177.8	189.9	243.7	285.7	279.9	267.1	281.9	271.9
75°	512.5	157.1	161.6	169.2	224.7	265.4	259.1	246.4	248.5	246.4
77.5°	245.4	134.4	142.7	148.5	200.2	242.2	235.7	222.6	220.2	220.5
80°	155.4	112.3	120.3	124.4	178.8	215.4	208.9	195.8	223.3	207.1
82.5°	97.2	91.3	93.4	101.0	155.8	187.5	178.8	167.2	201.2	159.2
85°	53.8	63.7	66.5	73.0	119.9	156.8	148.2	133.4	119.6	117.5
87.5°	32.0	38.0	39.0	43.8	80.6	113.3	100.2	95.1	78.9	78.6
90°	0.0	0.0	0.0	0.0	0.0	0.0	0.0	0.0	0.0	0.0

(END OF REPORT)